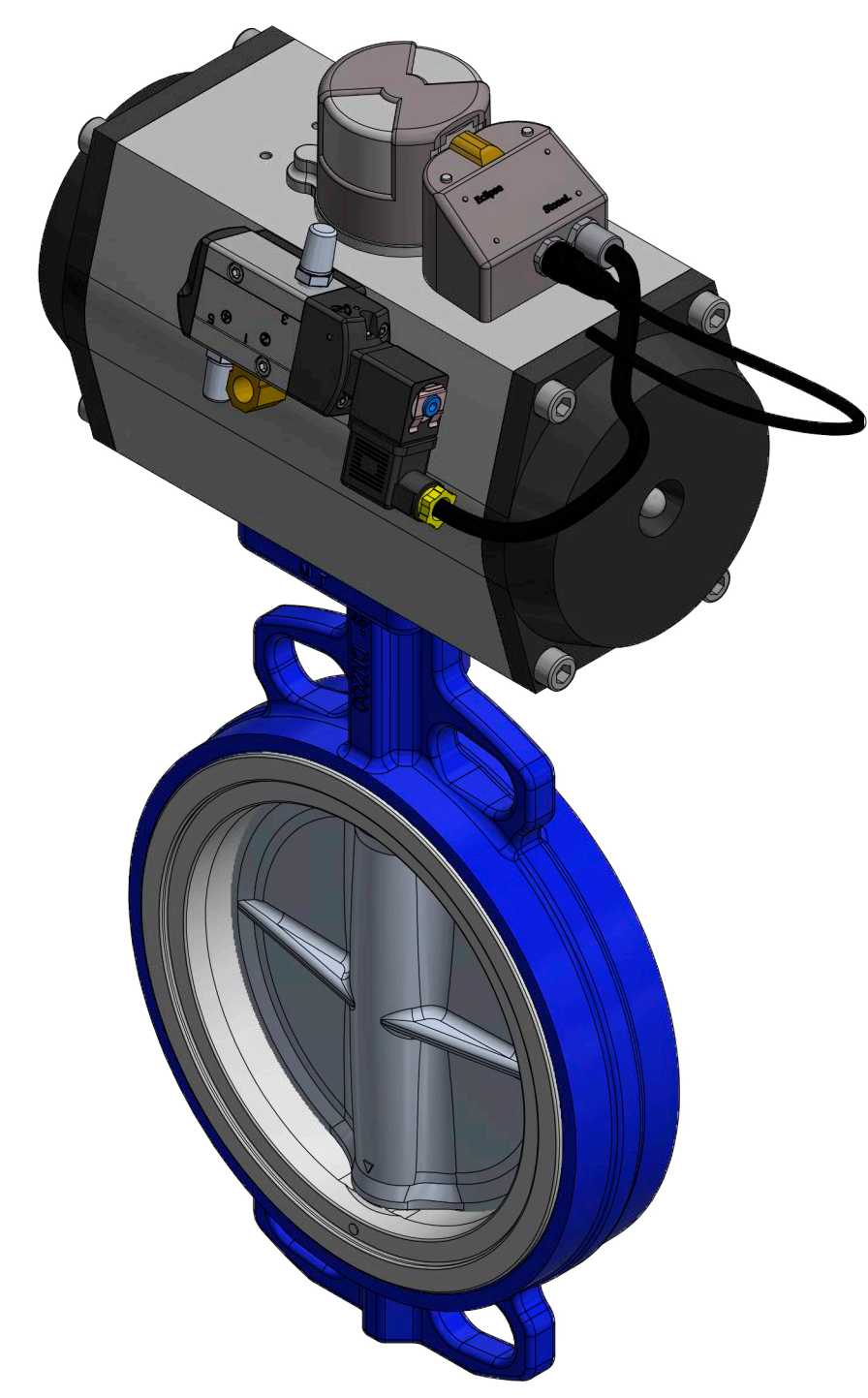
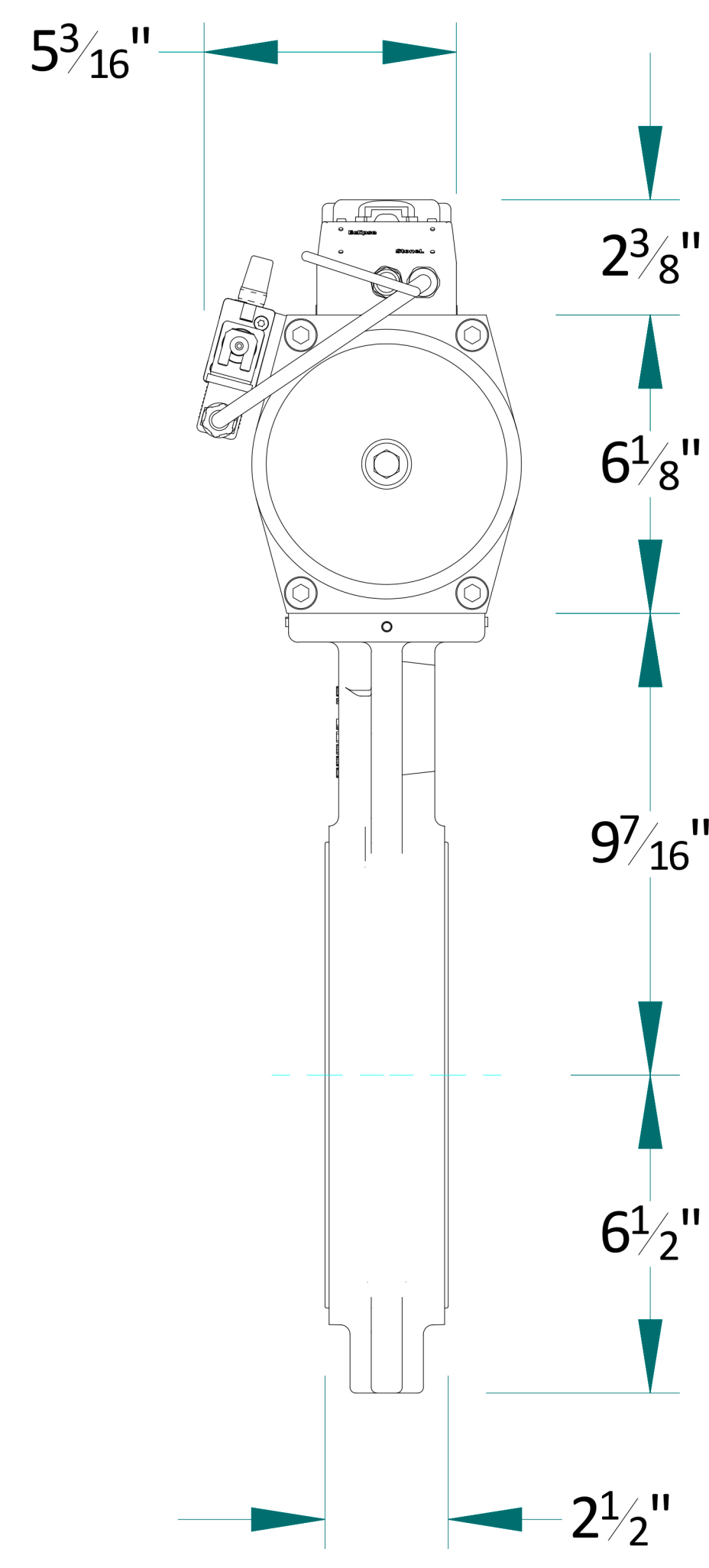
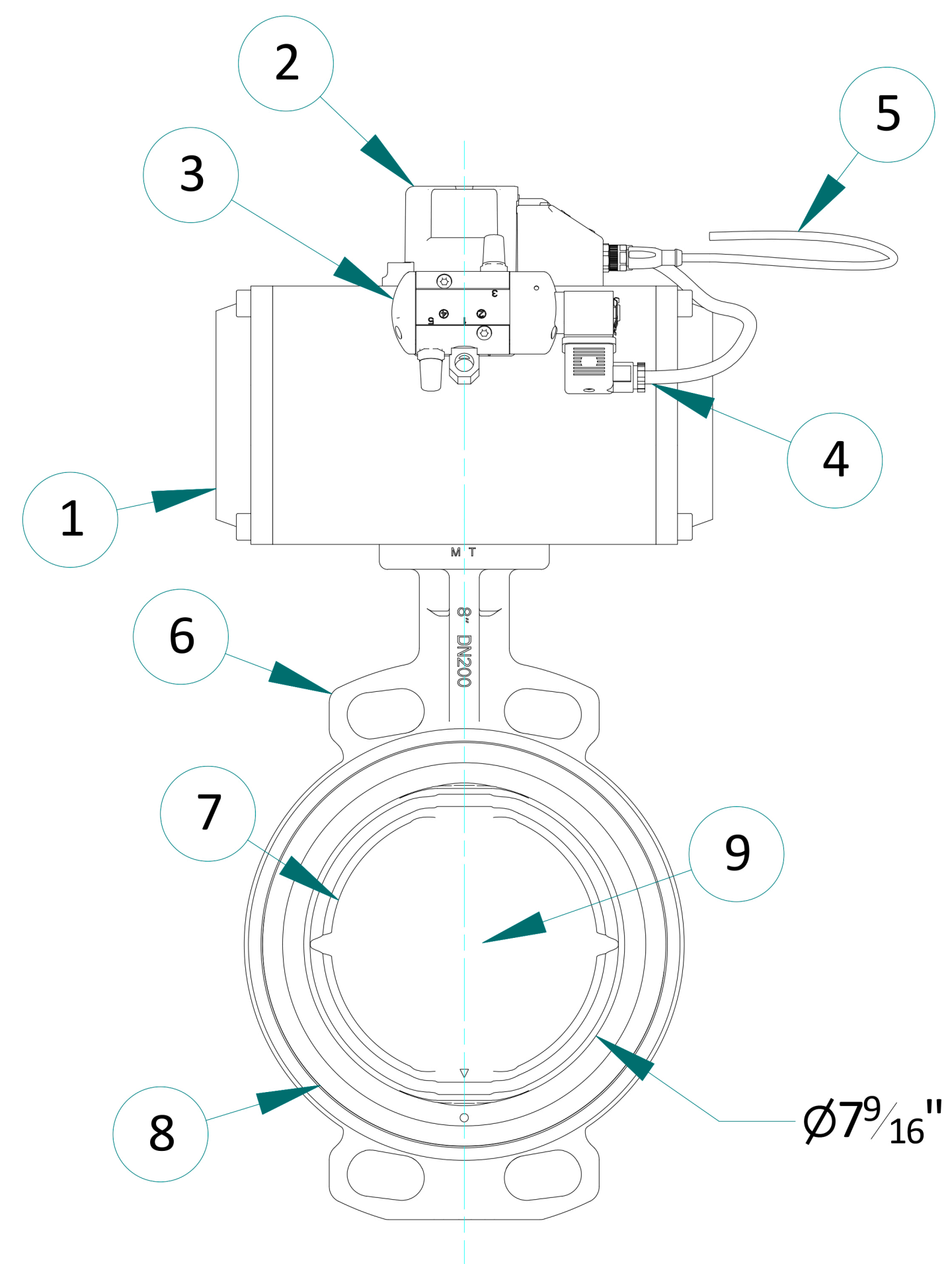
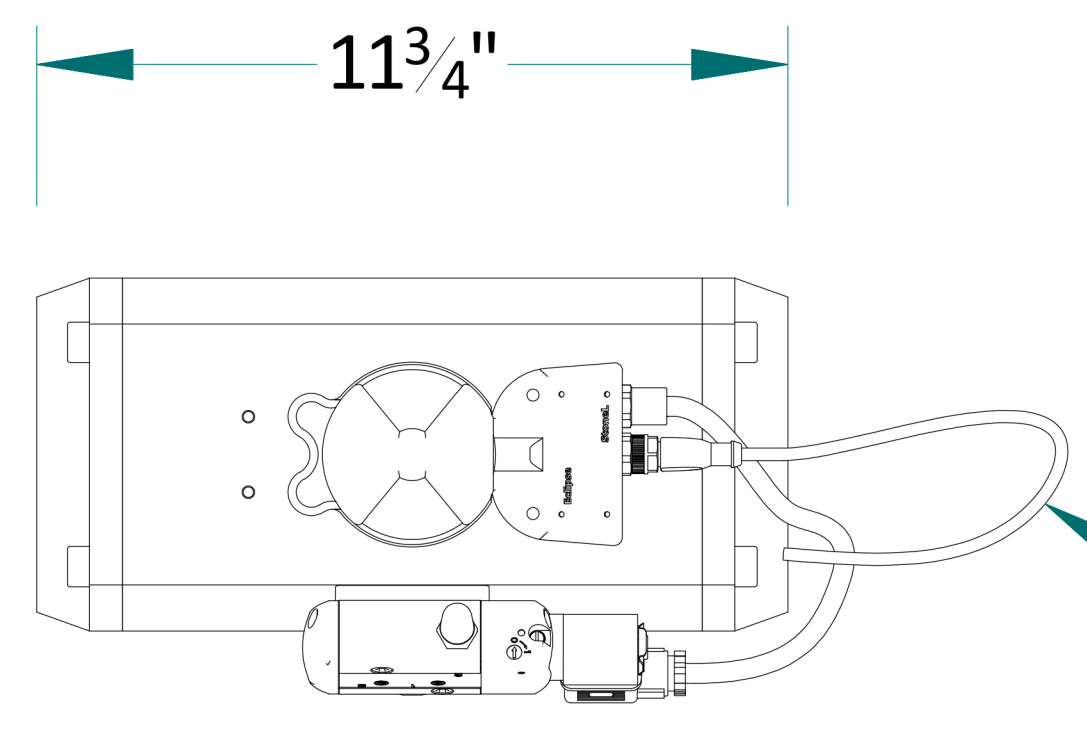


FLOW #	TAG #	SOLENOID ENERGIZED
1.02	XCV1055	TO OPEN
3.02	XCV2055	TO OPEN

- 8 - BTM SW C > CLOSED
- 7 - BTM SW NC > CLOSED
- 6 - TOP SW C > OPEN
- 5 - TOP SW NC > OPEN
- 4 - SOL PWR 2
- 3 - SOL PWR 1
- 2 - SOL 2
- 1 - SOL 1



COMPONENT LIST			
ITEM	QTY	DESCRIPTION	PART NUMBER
1	1	ACTUATOR	RPB250DA
2	1	LIMIT SWITCH	STONEL ECLIPSE EG EG33P26DM-MMM05, 24VDC
3	1	SOLENOID VALVE	ASCO SC8551A001MS 24/DC
4	1	ELECTRICAL CONNECTOR	ASCO 290414-001
5	1	M12 MOLDED CHORDSET	WOODHEAD 1200650523, 5 PIN, MALE, 6.5'
6	1	BODY	PAINTED CAST IRON
7	1	DISC	316 STAINLESS STEEL
8	1	SEAT	WHITE EPT, FOOD GRADE
9	1	STEM	316 STAINLESS STEEL

- NOTES:
- ALL DIMENSIONS ARE IN INCHES UNLESS NOTED OTHERWISE
  - APPROX. WEIGHT: 53 LBS

8" VF-730 BUTTERFLY VALVE  
 MARS WRIGLEY CONFECTIONERY  
 TOPEKA, KS

**APPROVAL REQUIRED**  

 APPROVED AS SHOWN  
 REVISIONS  
 THIS DRAWING IS ON HOLD UNTIL MARS EQUIPMENT RECEIVES ONE SIGNED COPY OF EACH APPROVAL PRINT  
 CUSTOMER SIGNATURE

NOTE: UNLESS OTHERWISE SPECIFIED DIMENSIONS ARE IN INCHES		
TOLERANCES:	FRACTION	OVERALL
DECIMAL	± 1/16	<120: ± 3/8
300: ± .005		>120: ± 1
PROJECT #:	VK-1100101733-1	
DRAWING #:	101733301	SHEET #:
		1 OF 1
SCALE ON "D" SIZE PAPER:	1 / 3	REVISION:
		A

ORIGINAL RELEASE	DESCRIPTION
DATE	REV
03/06/19	A